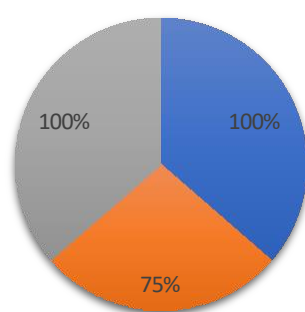


Department of *POLITICAL SCIENCE*

2017-18 Result Analysis

| SEMESTER | No. of Students Appeared | No. of Students Passed | Pass Percentage% |
|----------|--------------------------|------------------------|------------------|
| I | 17 | 12 | 70% |
| III | 30 | 29 | 96% |
| V | 21 | 21 | 100% |

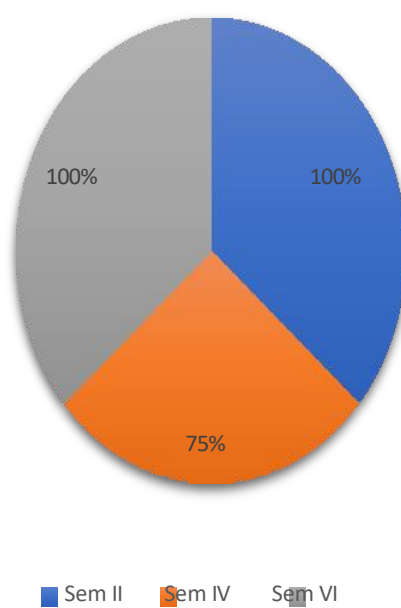
2017-18 Result Analysis



■ Sem II ■ Sem IV ■ Sem VI

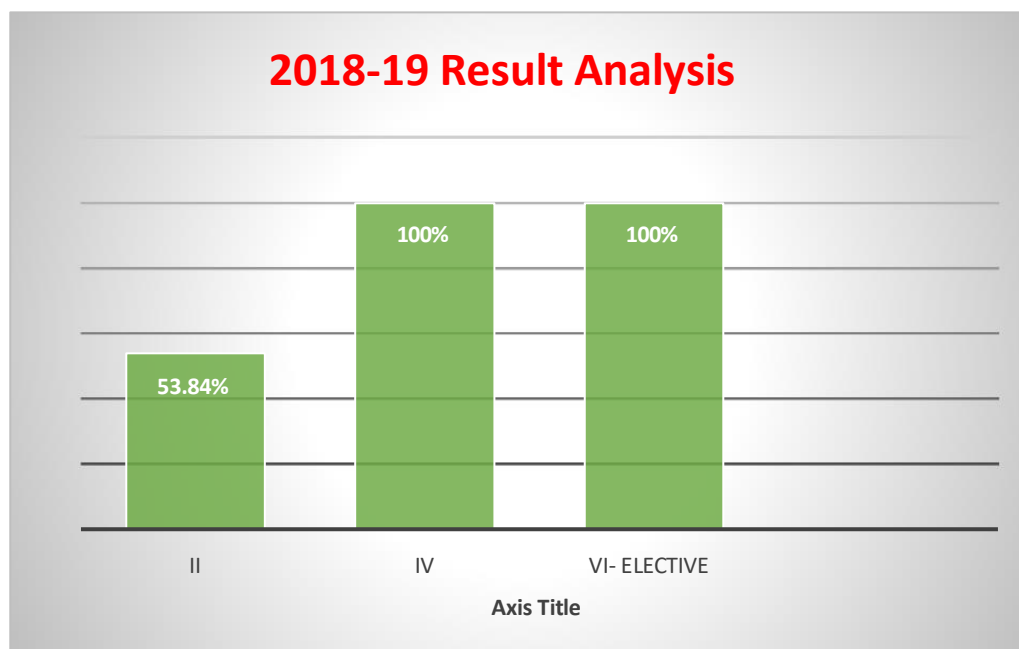
| SEMESTER | No. of Students Appeared | No. of Students Passed | Pass Percentage% |
|----------|--------------------------|------------------------|------------------|
| II | 14 | 14 | 100% |
| IV | 28 | 21 | 75% |
| VI | 21 | 21 | 100% |

2017-18 Result Analysis

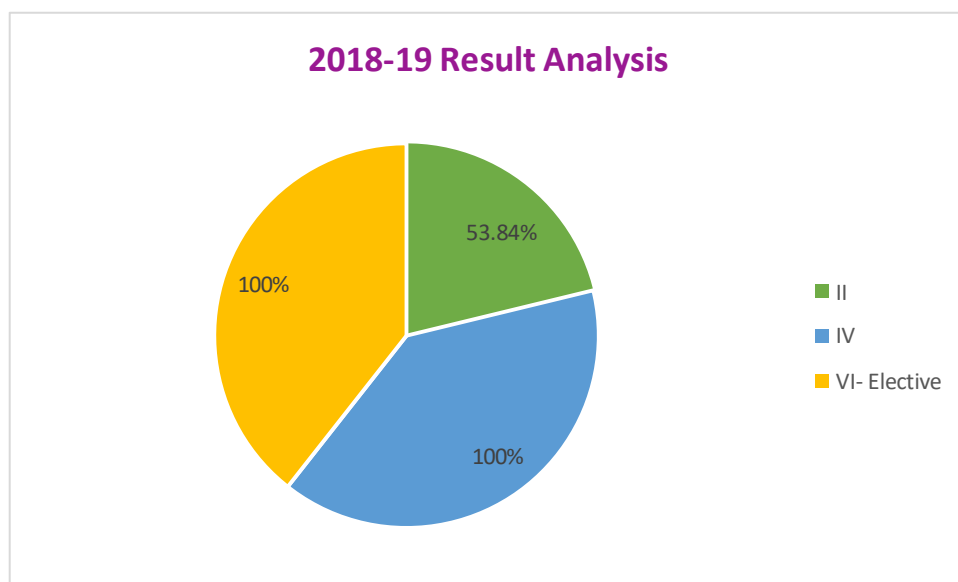


2018-19 Result Analysis

| SEMESTER | No. of Students Appeared | No. of Students Passed | Pass Percentage% |
|-----------|-----------------------------|------------------------------|---------------------|
| I | 18 | 15 | 83.33% |
| III | 11 | 8 | 72.72% |
| V Paper-5 | 27 | 20 | 74% |
| V Paper-6 | 26 | 24 | 92% |

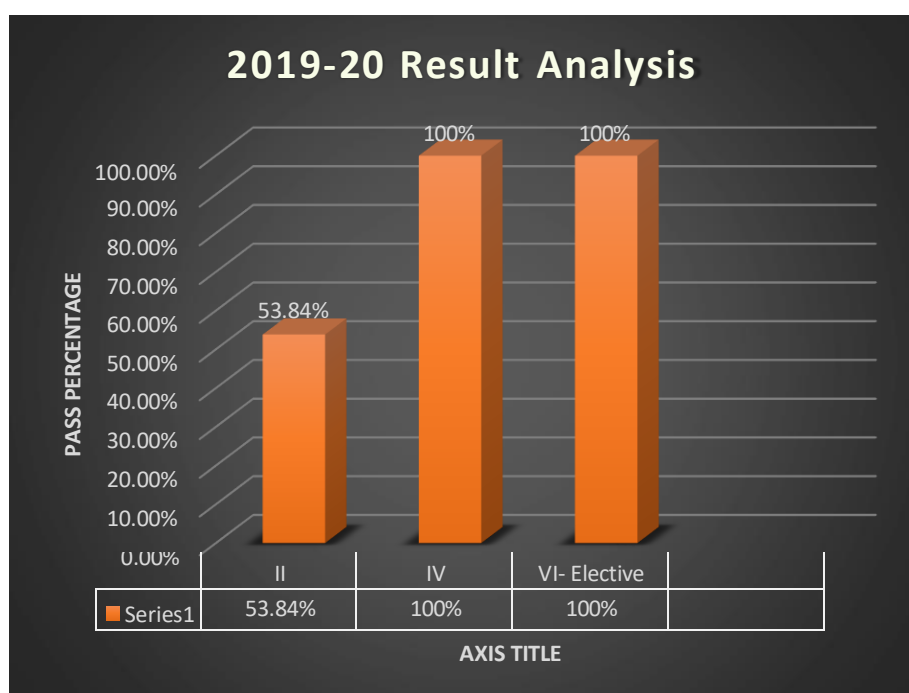


| SEMESTER | No. of Students Appeared | No. of Students Passed | Pass Percentage% |
|-----------------|-----------------------------|------------------------------|---------------------|
| II | 14 | 14 | 100% |
| IV | 10 | 10 | 100% |
| VI- Elective | 26 | 25 | 96.15% |

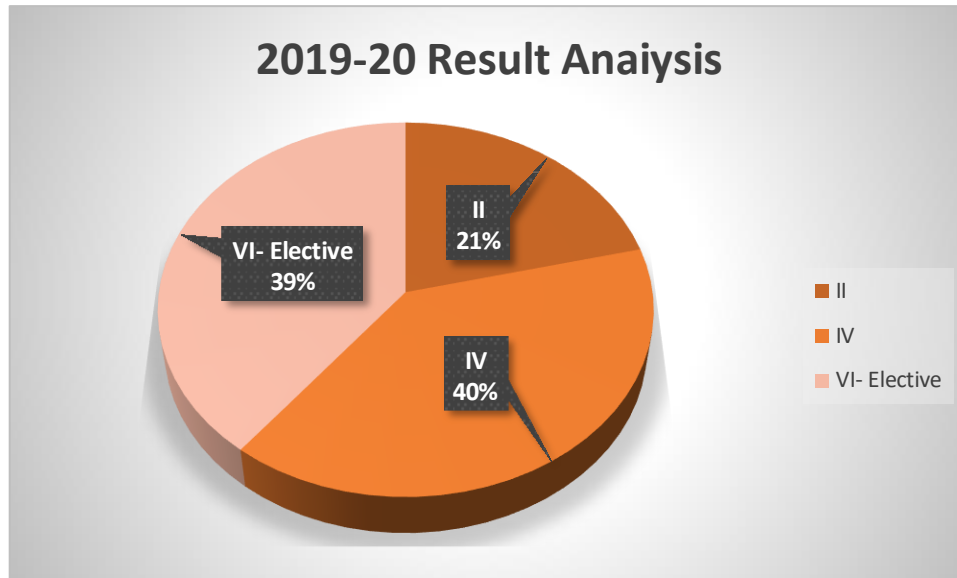


2019-20 Result Analysis

| SEMESTER | No. of Students Appeared | No. of Students Passed | Pass Percentage% |
|-----------|-----------------------------|------------------------------|---------------------|
| I | 13 | 11 | 84.61% |
| III | 14 | 10 | 71.42% |
| V Paper-5 | 10 | 10 | 100% |
| V Paper-6 | 10 | 10 | 100% |



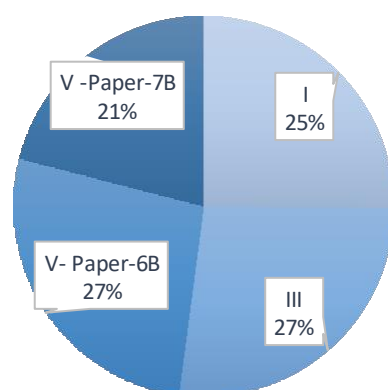
| SEMESTER | No. of Students Appeared | No. of Students Passed | Pass Percentage% |
|-----------------|-----------------------------|------------------------------|---------------------|
| II | 13 | 07 | 53.84% |
| IV | 14 | 14 | 100% |
| VI- Elective | 10 | 10 | 100% |



2020-21 Result Analysis

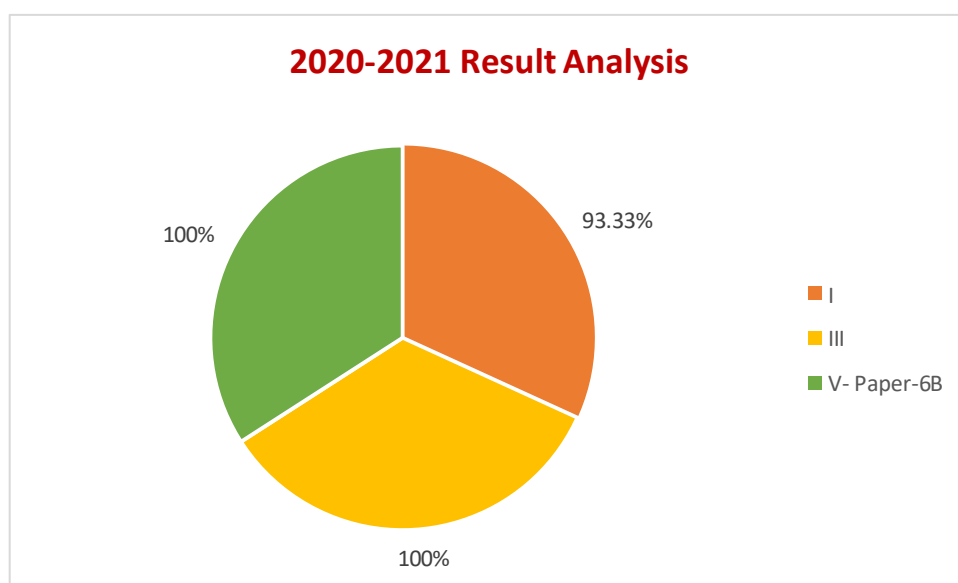
| SEMESTER | No. of Students Appeared | No. of Students Passed | Pass Percentage% |
|-----------|--------------------------|------------------------|------------------|
| I | 12 | 10 | 83.33% |
| III | 09 | 08 | 88.88% |
| V Paper-5 | 14 | 13 | 92.85% |
| V Paper-6 | 14 | 14 | 100% |

2020-2021 Result Analysis



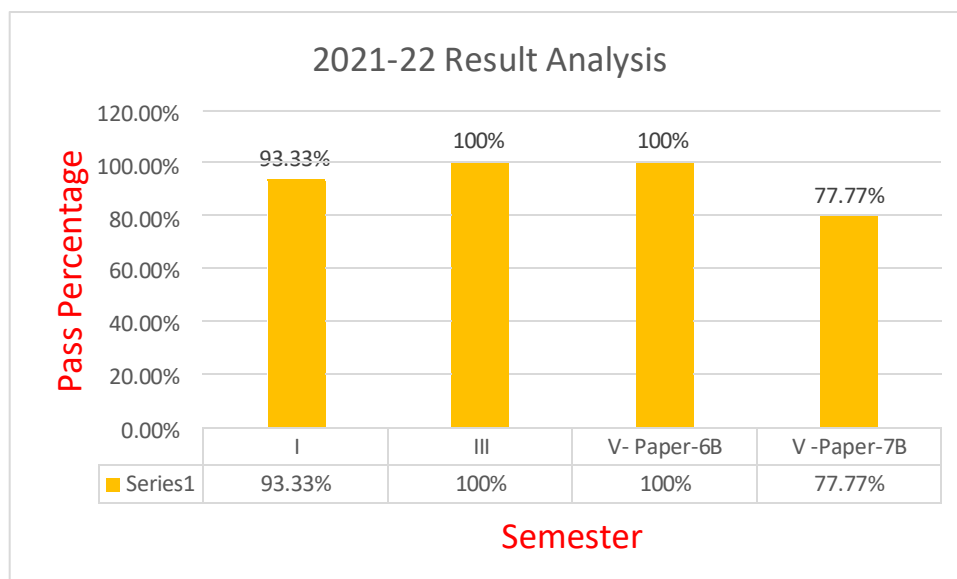
■ I ■ III ■ V- Paper-6B ■ V -Paper-7B

| SEMESTER | No. of Students Appeared | No. of Students Passed | Pass Percentage% |
|-----------------|-----------------------------|------------------------------|---------------------|
| II | 11 | 11 | 100% |
| IV | 10 | 09 | 90% |
| VI- Elective | 14 | 14 | 100% |

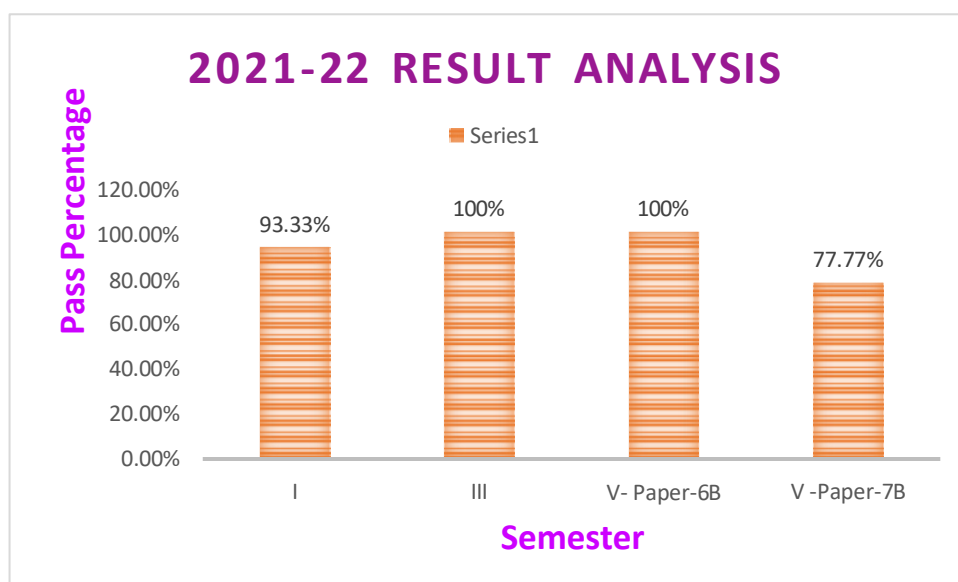


2021-22 Result Analysis

| SEMESTER | No. of Students Appeared | No. of Students Passed | Pass Percentage% |
|-----------|--------------------------|------------------------|------------------|
| I | 33 | 23 | 69.69% |
| III | 10 | 06 | 60% |
| V Paper-5 | 09 | 09 | 100% |
| V Paper-6 | 09 | 09 | 100% |

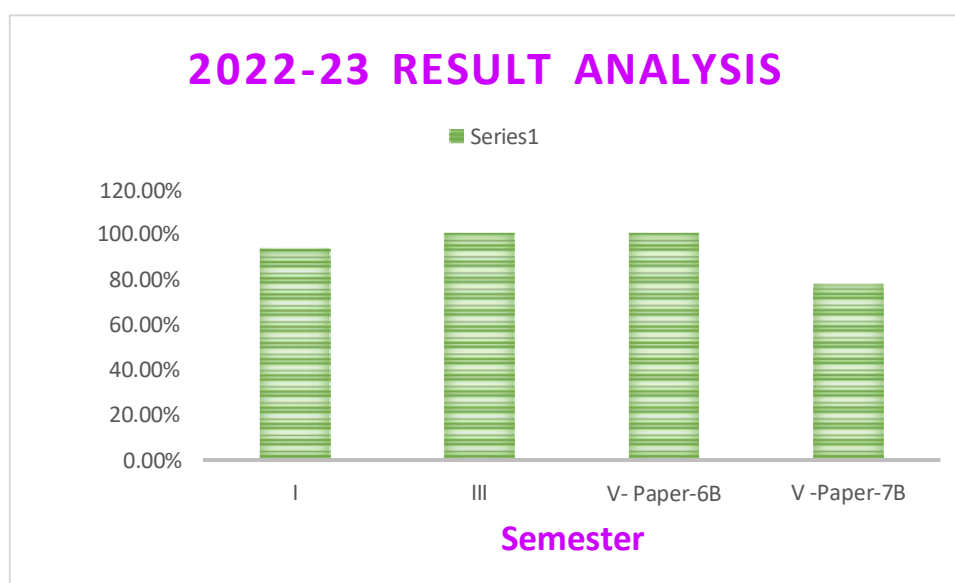


| SEMESTER | No. of Students Appeared | No. of Students Passed | Pass Percentage% |
|------------------|-----------------------------|------------------------------|---------------------|
| II | 29 | 22 | 75.86% |
| IV Paper IV-A | 09 | 07 | 77.77% |
| IV Paper IV-B | 09 | 08 | 88.88% |
| VI- Elective | 09 | 09 | 100% |



2022-23 Result Analysis

| SEMESTER | No. of Students Appeared | No. of Students Passed | Pass Percentage% |
|-------------|-----------------------------|------------------------------|---------------------|
| I | 15 | 14 | 93.33% |
| III | 26 | 26 | 100% |
| V- Paper-6B | 09 | 09 | 100% |
| V -Paper-7B | 09 | 07 | 77.77% |





S V R GOVERNMENT DEGREE COLLEGE

CHAGALLU ROAD, NIDADAVOLE, E. G. DIST, A. P.

AN ISO 9001: 2015 CERTIFIED COLLEGE

Accredited with NAAC B+ (cycle 3)

Affiliated to Adikavi Nannaya University, Rajamahendravaram

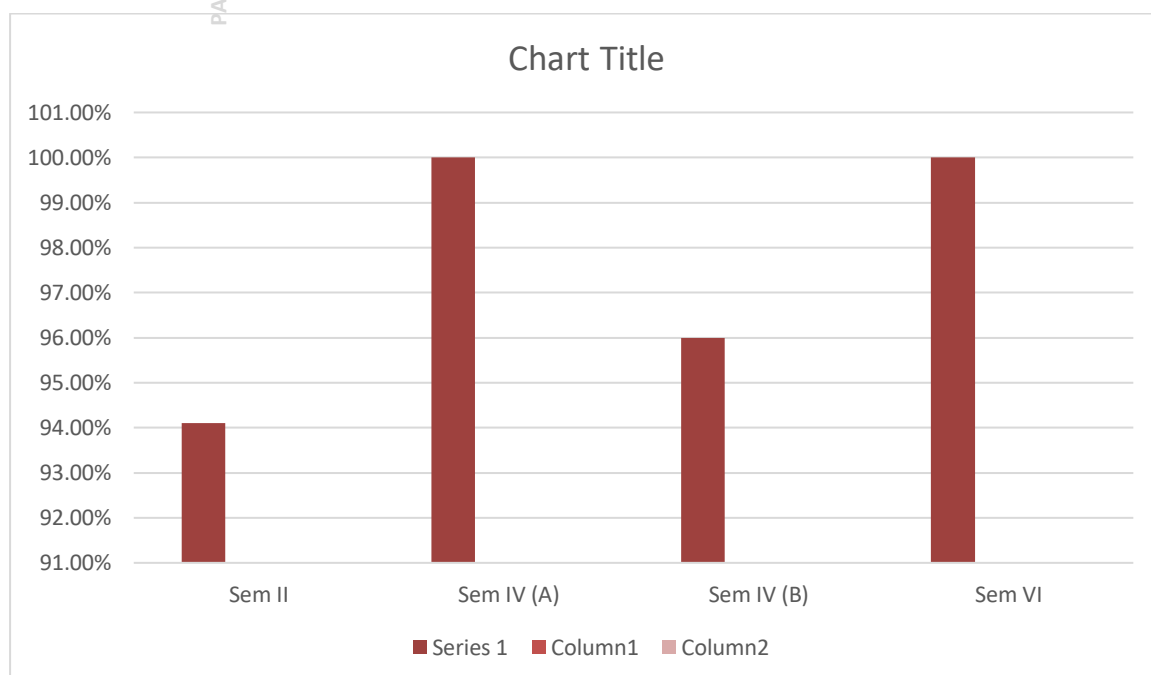
College Website: svrkgdc.ac.in



DEPARTMENT OF POLITICAL SCIENCE

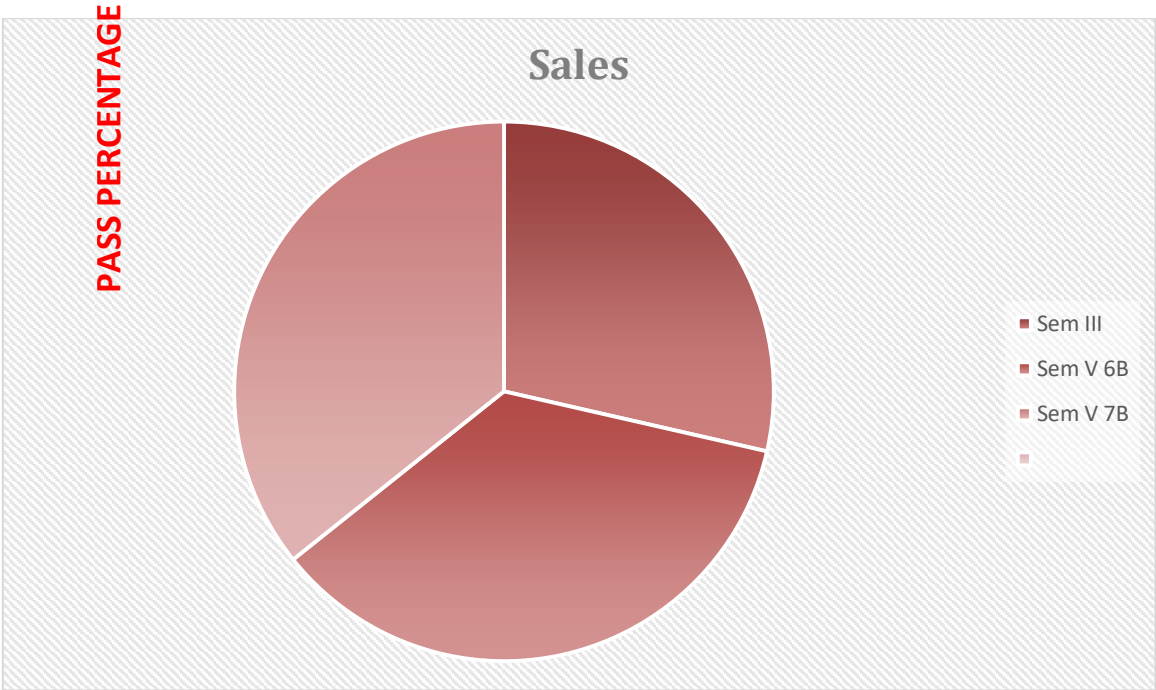
2022-23 Result Analysis

| SEMESTER | No. of Students Appeared | No. of Students Passed | Pass Percentage% |
|------------------------------|-----------------------------|------------------------------|---------------------|
| II | 17 | 16 | 94.11% |
| IV - A | 25 | 25 | 100% |
| IV - B | 25 | 24 | 96% |
| VI (Long term Internship) | 08 | 08 | 100% |



2023-24 Result Analysis

| SEMESTER | No. of Students Appeared | No. of Students Passed | Pass Percentage % |
|----------|-----------------------------|------------------------------|-------------------------|
| III | 15 | 12 | 80% |
| V – 6B | 25 | 25 | 100% |
| V – 7B | 25 | 25 | 100% |



2023-24 Result Analysis

| SEMESTER | No. of Students Appeared | No. of Students Passed | Pass Percentage% |
|----------|-----------------------------|------------------------------|---------------------|
| II | 08 | 08 | 100% |
| IV - A | 15 | 15 | 100% |
| IV - B | 15 | 14 | 93.3% |
| VI | 23 | 23 | 100% |

